














## Annex 1: TB Fact sheet




Data (NTLP 2015 and CFCS Round 7 Community resource mapping 2016)




COMMUNITY TB MAP 2016									
TB COMMUNITY ACTORS & TUBERCULOSIS CASES (ALL FORMS) NOTIFICATION BY DISTRICTS: 2015									
Region	TB Districts	Bacteriologically confirmed	Clinically diagnosed	New extrapulmonary	Relapses	Failure	Return after lost for follow up	Others	Total
<b>Dar es Salaam</b>  Zone: Coast # TB organisation # TB Sputum fixers:25 # Ex-TB groups: 21	Ilala I TB and LP Region	1506	1176	426	73	14	9	41	<b>3,245</b>
	Ilala II TB and LP Region	318	327	491	23	1	4	24	<b>1,188</b>
	Kinondoni TB and LP Region	2231	1490	584	72	18	27	67	<b>4,489</b>
	Temeke TB and LP Region	1975	2016	604	50	4	14	84	<b>4,747</b>
<b>Arusha</b>  Zone: Northern # TB organisation:5 # TB Sputum fixers:25 # Ex-TB groups: 7	Arusha City East	143	66	126	7			3	<b>345</b>
	Arusha City North	54	308	42	3		2	7	<b>416</b>
	Arusha City West	183	87	84	7	2	1	6	<b>370</b>
	Arusha District Council	40	85	38	1			8	<b>172</b>
	Karatu District Council	140	175	135	9		3	12	<b>474</b>
	Longido District Council	41	76	35	2		2		<b>156</b>
	Meru District Council	142	155	92	11		2	3	<b>405</b>
	Monduli District Council	70	195	64	11		2	9	<b>351</b>
	Ngorongoro District Council	65	188	20	3	1	6	2	<b>285</b>
<b>Dodoma</b>	Bahi District Council	98	36	29				3	<b>166</b>





 <p><b>Zone: Central</b> # TB organisation:6 # TB Sputum fixers:25 # Ex-TB groups: 14</p>	Chamwino District Council	92	227	103	6		1	4	<b>433</b>
	Chemba District Council	11	15	10					<b>36</b>
	Dodoma Municipal Council	358	194	143	39		2	2	<b>738</b>
	Kondoa District Council	35	50	114					<b>199</b>
	Kongwa District Council	47	134	37				8	<b>226</b>
	Mpwapwa District Council	41	72	68	1				<b>182</b>
 <p><b>Zone: Lake</b> # TB organisation: 1 # TB Sputum fixers:25 # Ex-TB groups: 1</p>	Bukombe District Council	149	240	69	8		2	13	<b>481</b>
	Chato District Council	208	182	41	10		4	16	<b>461</b>
	Geita District Council	456	262	100	11	2	2	1	<b>834</b>
	Geita Town council	48	37	4	2				<b>91</b>
	Mbogwe District Council	35	91	6	5				<b>137</b>
	Nyang'hwale District Council	12	24						<b>36</b>
 <p><b>Zone: Southern Highlands</b> # TB organisation:5 # TB Sputum fixers:25 # Ex-TB groups:5</p>	Iringa District Council	204	190	83	6	2		6	<b>491</b>
	Iringa Municipal Council	216	145	91	10		1	8	<b>471</b>
	Kilolo District Council	101	71	72	2		1	2	<b>249</b>
	Mafinga Town Council	19	13	30			1	1	<b>64</b>
	Mufindi District Council	128	136	244	7				<b>515</b>
 <p><b>Zone: Lake</b> # TB organisation:0 # TB Sputum fixers:25</p>	Biharamulo District Council	101	117	20	10			3	<b>251</b>
	Bukoba District Council	127	132	29	9	1	3	27	<b>328</b>
	Bukoba Municipal Council	120	45	23	6		2	26	<b>222</b>
	Karagwe District Council	96	140	10	2			9	<b>257</b>
	Kyerwa District Council	85	100	14	18		3	1	<b>221</b>
	Missenyi District Council	78	90	15	7		2	8	<b>200</b>




<b># Ex-TB groups: 29</b>	Muleba District Council	184	70	21	4	2	6	1	<b>288</b>	
	Ngara District Council	64	78	27	5		1	5	<b>180</b>	
<b>Katavi</b>  Zone: Southern Highlands # TB organisation:0 # TB Sputum fixers:25 # Ex-TB groups:1	Mlele District Council	32	7	10					<b>49</b>	
	Mpanda District Council	45	13	10	2				<b>70</b>	
	Mpanda Town Council	93	16	29	1			1	<b>140</b>	
	Nsimbo District Council	18	6	8						<b>32</b>
<b>Kigoma</b>  Zone: Lake # TB organisation:0 # TB Sputum fixers:25 # Ex-TB groups:12	Buhigwe District Council	12		7					<b>19</b>	
	Kakonko District Council	5	4	6	1				<b>16</b>	
	Kasulu District Council	79	113	48	2		4	5	<b>251</b>	
	Kasulu Town Council	8	13	4	2	1	2	4	<b>34</b>	
	Kibondo District Council	46	44	21			1	9	<b>121</b>	
	Kigoma District Council	54	59	43	2		2	5	<b>165</b>	
	Kigoma Municipal Council	100	107	80	3	3	5	8	<b>306</b>	
	Uvinza District Council	24	19	7				3	<b>53</b>	
<b>Kilimanjaro</b>  Zone: Northern # TB organisation: 1 # TB Sputum fixers:25 # Ex-TB groups:7	Hai District Council	58	144	25	8			1	<b>236</b>	
	Moshi District Council	156	235	32	10		1	13	<b>447</b>	
	Moshi Municipal Council	178	224	78	11	1	5	8	<b>505</b>	
	Mwanga District Council	35	23	24	3		1	5	<b>91</b>	
	Rombo District Council	121	125	52	4	1	1	4	<b>308</b>	
	Same District Council	52	44	43	6			2	<b>147</b>	
	Siha District Council	306	88	48	42	8	7	5	<b>504</b>	
<b>Lindi</b>	Kilwa District Council	80	83	33	3				<b>199</b>	

 <p>Zone: Coastal # TB organisation: 1 # TB Sputum fixers:25 # Ex-TB groups:20</p>	Lindi District Council	110	104	52	3		4	8	<b>281</b>
	Lindi Municipal Council	146	94	34	10	1	11	3	<b>299</b>
	Liwale District Council	23	46	30	3		1		<b>103</b>
	Nachingwea District Council	103	58	63	3		3	3	<b>233</b>
	Ruangwa District Council	99	33	21	3				<b>156</b>
 <p>Manyara Zone: Northern # TB organisation: 4 # TB Sputum fixers:25 # Ex-TB groups: 23</p>	Babati District Council	216	93	92	15			2	<b>418</b>
	Babati Town Council	96	38	28	3		1	1	<b>167</b>
	Hanang District Council	131	135	81	17			13	<b>377</b>
	Kiteto District Council	34	99	191	4		1	4	<b>333</b>
	Mbulu District Council	223	293	258	8		3	23	<b>808</b>
	Simanjiro District Council	235	108	22	19				<b>384</b>
 <p>Mara Zone: Lake # TB organisation:0 # TB Sputum fixers:25 # Ex-TB groups:26</p>	Bunda District Council	148	269	93	10	1		18	<b>539</b>
	Butiama District Council	12	5	21	4				<b>42</b>
	Musoma District Council	43	10	43	7			5	<b>108</b>
	Musoma Municipal Council	85	15	65	3			4	<b>172</b>
	Rorya District Council	262	238	437	8	2		29	<b>976</b>
	Serengeti District Council	37	55	18	8		4	5	<b>127</b>
	Tarime District Council	103	36	87	7	1	1	10	<b>245</b>
	Tarime Town Council	35	8	58	1			7	<b>109</b>
 <p>Mbeya</p>	Busokelo District Council	24	56	30					<b>110</b>
	Chunya District Council	125	317	154	3			11	<b>610</b>
	Ileje District Council	18	12	26		1			<b>57</b>
	Kyela District Council	108	55	85		2	3	2	<b>255</b>
	Mbarali District Council	126	354	52	8			7	<b>547</b>

<b>Zone: Southern highlands</b> # TB organisation: 5 # TB Sputum fixers:25 # Ex-TB groups:14	Mbeya City Council	245	376	189	12	1	3	3	<b>829</b>
	Mbeya District Council	78	100	59	5		1	2	<b>245</b>
	Mbozi District Council	134	99	60	11		1	1	<b>306</b>
	Momba District Council	118	51	45	3				<b>217</b>
	Rungwe District Council	117	155	234	8			7	<b>521</b>
<b>Morogoro</b>  <b>Zone: Coastal</b> # TB organisation: 1 # TB Sputum fixers:25 # Ex-TB groups:6	Gairo District Council	169	7	107	1				<b>284</b>
	Kilombero District Council	251	295	39	24				<b>609</b>
	Kilosa District Council	182	541	106				2	<b>831</b>
	Morogoro District Council	97	63	27	1			5	<b>193</b>
	Morogoro Municipal Council	249	332	117	14			10	<b>722</b>
	Mvomero District Council	145	134	41	2			3	<b>325</b>
	Ulanga District Council	72	131	39	4	1	1	4	<b>252</b>
<b>Mtwara</b>  <b>Zone: Coastal</b> # TB organisation # TB Sputum fixers:25 # Ex-TB groups:35	Masasi District Council	190	59	113	16		1	10	<b>389</b>
	Masasi Town Council	60	31	62	6			6	<b>165</b>
	Mtwara District Council	160	14	20	4			2	<b>200</b>
	Mtwara Municipal Council	165	76	14	1		2	3	<b>261</b>
	Nanyumbu District Council	46	11	17	3				<b>77</b>
	Newala District Council	148	157	47	15			12	<b>379</b>
	Tandahimba District Council	152	89	73	6	1		1	<b>322</b>
<b>Mwanza</b>  <b>Zone: Lake</b> # TB organisation: 6 # TB Sputum fixers:25 # Ex-TB groups:15	Kwimba District Council	128	164	62	2		1		<b>357</b>
	Magu District Council	151	51	86	10		3		<b>301</b>
	Misungwi District Council	155	146	59	5		2	7	<b>374</b>
	Mwanza East	130	60	128	5		2	2	<b>327</b>
	Mwanza North	344	277	271	7	1	2	2	<b>904</b>
	Mwanza South	177	281	200	3	1	1	5	<b>668</b>
	Sengerema District Council	277	269	105	8	3		3	<b>665</b>

	Ukerewe District Council	77	56	12	2			2	<b>149</b>
<b>Njombe</b>  Zone: Southern Highlands # TB organisation: 3 # TB Sputum fixers:25 # Ex-TB groups: 8	Ludewa District Council	33	128	25					<b>186</b>
	Makambako Town Council	113	81	52					<b>246</b>
	Makete District Council	29	71	54	1		1	2	<b>158</b>
	Njombe District Council	15	32	28					<b>75</b>
	Njombe Town Council	84	98	49	4				<b>235</b>
	Wanging'ombe District Council	43	87	44					<b>174</b>
<b>Pwani</b>  Zone: Coastal # TB organisation:2 # TB Sputum fixers:25 # Ex-TB groups:11	Bagamoyo District Council	270	172	112	8		2	9	<b>573</b>
	Kibaha District Council	90	30	23					<b>143</b>
	Kibaha Town Council	191	86	86	10	1	3	1	<b>378</b>
	Kisarawe District Council	120	53	45	5		1	1	<b>225</b>
	Mafia District Council	25	19	12	3		2	2	<b>63</b>
	Mkuranga District Council	153	177	103	1			6	<b>440</b>
	Rufiji District Council	120	81	28	4	1		2	<b>236</b>
<b>Rukwa</b>  Zone: Southern Highlands # TB organisation: 0 # TB Sputum fixers:25 # Ex-TB groups:11	Kalambo District Council	27	4	3			2		<b>36</b>
	Nkasi Kirondo								<b>0</b>
	Nkasi Upland	82	15	36	3	1	2	5	<b>144</b>
	Sumbawanga District Council	85	16	6	4		1		<b>112</b>
	Sumbawanga Municipal Council	102	24	41	9			5	<b>181</b>
<b>Ruvuma</b>	Mbinga District Council	58	96	70	1			2	<b>227</b>
	Namtumbo District Council	38	28	46				2	<b>114</b>
	Nyasa District Council	10	38	51					<b>99</b>

 <b>Zone: Southern Highlands</b> # TB organisation: 1 # TB Sputum fixers:25 # Ex-TB groups: 6	Songea District Council	35	22	85				4	<b>146</b>
	Songea Municipal Council	107	90	296	3			12	<b>508</b>
	Tunduru District Council	124	116	72	13	1	4	10	<b>340</b>
 <b>Zone: Lake</b> # TB organisation: 1 # TB Sputum fixers:25 # Ex-TB :12	Kahama Town Council	366	64	151	12	3	3	3	<b>602</b>
	Kishapu District Council	56	40	36	3		1	2	<b>138</b>
	Msalala District Council	114	22	18	3	1	1		<b>159</b>
	Shinyanga District Council	84	171	37	1			6	<b>299</b>
	Shinyanga Municipal Council	264	202	126	12	3	3	17	<b>627</b>
	Ushetu District Council	118	34	57	5		2	3	<b>219</b>
 <b>Zone: Lake</b> # TB organisation: 1 # TB Sputum fixers:25 # Ex-TB groups: 10	Bariadi District Council	125	49	63		1	1	4	<b>243</b>
	Bariadi Town Council	121	59	85	4		1	4	<b>274</b>
	Busega District Council	177	41	16	8				<b>242</b>
	Itilima District Council	132	82	83	7		1	7	<b>312</b>
	Maswa District Council	102	138	79	11			10	<b>340</b>
	Meatu District Council	82	34	56	4		3	11	<b>190</b>
 <b>Zone: Central</b>	Ikungi District Council	148	109	48	5			2	<b>312</b>
	Iramba District Council	25	126	33	1			4	<b>189</b>
	Manyoni District Council	59	175	61	6	1	2	5	<b>309</b>
	Mkalama District Council	9	89	27	1		1	2	<b>129</b>
	Singida District Council	83	52	53	17			1	<b>206</b>

# TB organisation: 0 # TB Sputum fixers:25 # Ex-TB groups:29	Singida Municipal Council	132	35	36	8		2	1	214
<b>Tabora</b>  Zone: Central # TB organisation: 1 # TB Sputum fixers: 25 # Ex-TB groups: 4	Igunga District Council	104	83	155	1				343
	Kaliua District Council	42	74	30	8				154
	Nzegga District Council	118	285	78	3	1		9	494
	Sikonge District Council	47	55	18	4				124
	Tabora Municipal Council	106	309	39	4		5	6	469
	Urambo District Council	27	222	40	8		1		298
	Uyui District Council	42	125	9	3	1			180
<b>Tanga</b>  Zone: Central # TB organisation: 2 # TB Sputum fixers:25 # Ex-TB groups:43	Bumbuli District Council	15	65	12	2				94
	Handeni District Council	119	99	36	4		1	9	268
	Kilindi District Council	52	67	44	1				164
	Korogwe District Council	167	135	70	6		2	5	385
	Korogwe Town Council	33	29	8	3	1	1		75
	Lushoto District Council	59	121	61	6			1	248
	Mkinga District Council	38	30	25					93
	Muheza District Council	136	200	76	17		1	13	443
	Panganis District Council	39	30	24	3		1		97
	Tanga City Rural	29	49	9			3		90
	Tanga City Urban	175	336	133	11	1		10	666
<b>Total</b>	<b>Mainland</b>	<b>23781</b>	<b>22558</b>	<b>12424</b>	<b>1126</b>	<b>94</b>	<b>238</b>	<b>928</b>	<b>61,149</b>
<b>Pemba</b>  Zone: Central # TB organisation	North Pemba	60	24	38	3	1	0	0	126
	South Pemba	137	31	51	1	0	1	1	222



